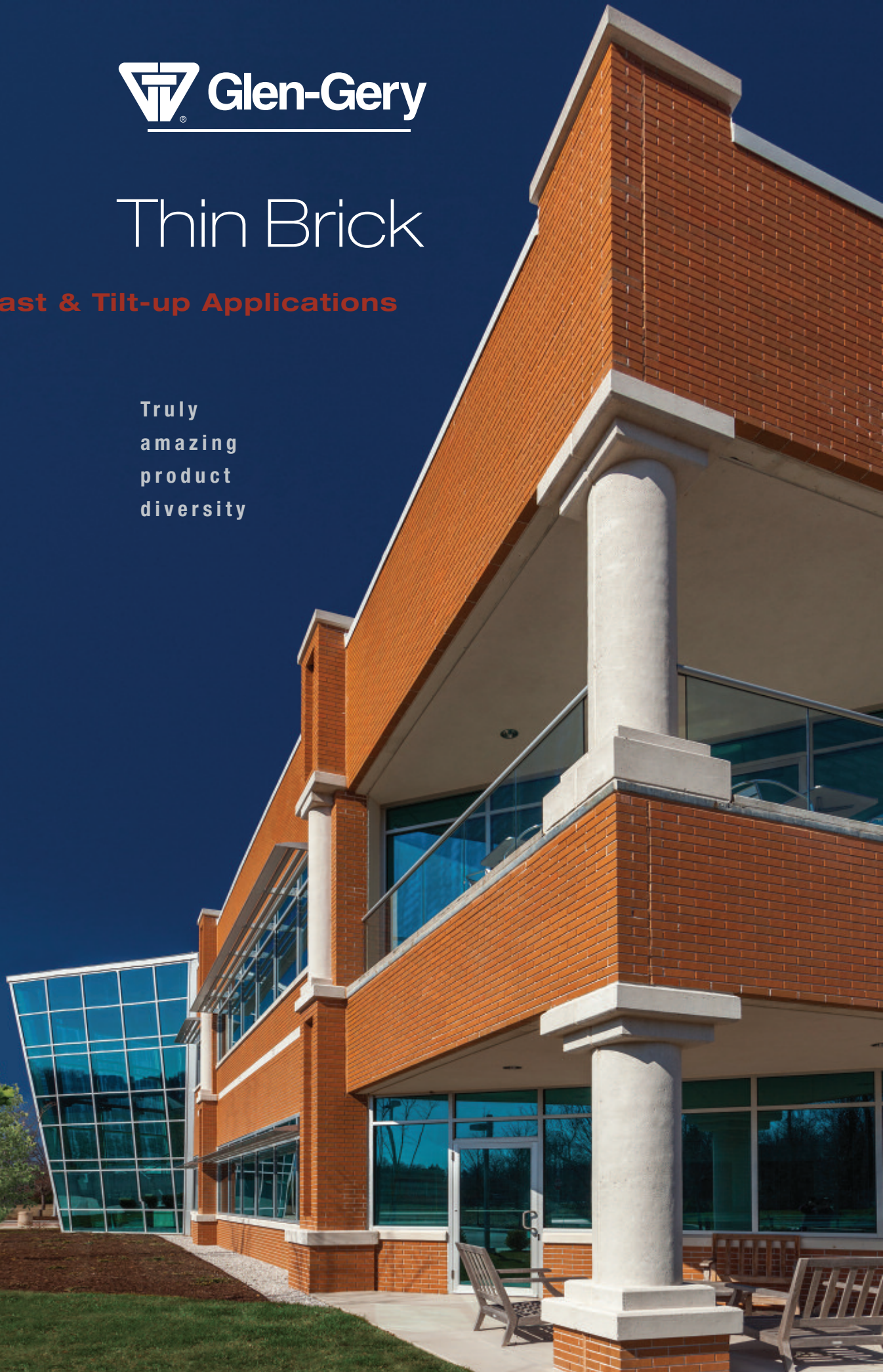




# Thin Brick

**For Precast & Tilt-up Applications**

Truly  
amazing  
product  
diversity





# ADVANTAGES and SPECIFICATIONS

Glen-Gery clay thin brick for use in precast or tilt-up applications has been increasing for many years. Advances in concrete, as well as strict requirements related to the physical properties of the thin brick themselves, have led to increased durability and performance. The use of Glen-Gery clay thin brick allows the appearance of full size brick with a wide variety of textures and colors, along with the performance and the ease of installation of concrete wall panels.



Precast sections with Glen-Gery thin brick define the look and soundness of this Purdue University building.

PROPERTIES	GLEN-GERY CLAY THIN BRICK
Thickness:	3/4" thick (+/- 1/8") 1" to 1-3/4" thickness available with ribbed back
Dimensional Tolerance Requirements:	+/- 1/16" within the lot for 8" units and +/- 3/32" for 12" units. (Ground edge available when required to ensure: + 0", 1/16" for 8" units and + 0", - 3/32" for 12" units)
Special Shapes:	Variation of shape from specified angle: +/- 1 degree variation of shape from specified angle
24 hr. Cold Water Absorption:	Absorptions average below 6% as tested per ASTM C67
Efflorescence:	Rated "not effloresced" as tested per ASTM C67
Out of Square:	+/- 1/16" as measured per ASTM C67
Warpage:	Consistent plane of +/- 1/16" as measured per ASTM C67
Tensile Bond Strength:	Bond strength >150 psi average for flat back units flat cut back face as tested per modified ASTM E488
Freeze-Thaw Resistance:	Testing of flat back brick indicates bond strengths >150 psi average with no detectable deterioration (spalling, cracking or chafing) after 300 cycles as tested per ASTM C666 Method B (modified)
Modulus of Rupture:	MOR greater than 150 psi as tested per ASTM C67
Chemical Resistance:	Rating of "not affected" as tested per ASTM C650
Surface Coloring:	No observable difference in finish after 50 freeze-thaw cycles as tested per ASTM C67
Back Surface Texture:	3/4" back surface texture will be flat. Ribbed surface available with > 3/4" thickness

## Benefits of Glen-Gery genuine clay thin brick in precast and tilt-up applications:

- Genuine hard-fired clay brick with matching full brick available
- Multiple sizes available from modular, engineer, econo, norman and utility
- Available in smooth and velour (wirecut)—other textures are available on per-job basis
- Wide variety of special shape capabilities, including thicker units for corbelling and a broad selection of finished faces and configurations based on specific project requirements
- Wax coating available for ease of cleaning
- Extruded or cut thin brick option available



Utilization of edge caps, corners and other custom shapes add unique detail to all Glen-Gery thin brick projects.

# THIN BRICK COLORS and SIZES

## Diversity in size, shape and color


The value of choosing Glen-Gery genuine clay thin brick for precast and tilt-up applications is amplified by the design potential provided by the range of choices in shapes, sizes and colors. Glen-Gery offers blending to create an endless variety of color ranges.



Athena Grey (W75-W77)




Bermuda Blue (G391)



Black Pearl (WA11-9003)



Blacktone Smooth Flashed



Buckwheat (G06-4072)




Burgundy Ironspot (SIS81)



Glenolden



Hershey Blend Smooth



Stone Grey (K12-3009)



Sunset Flashed (FS15)



Violet (G14-1388)

## Glen-Gery clay thin brick sizes for precast and tilt-up applications

*(Grinding is available to provide tighter dimensional tolerance when required.)*

	HEIGHT	LENGTH	*THICKNESS
Modular	2-1/4"	7-5/8"	1/2" to 7/8" range
Engineer	2-3/4"	7-5/8"	1/2" to 7/8" range
Econo	3-5/8"	7-5/8"	1/2" to 7/8" range
Norman	2-1/4"	11-5/8"	1/2" to 7/8" range
Utility	3-5/8"	11-5/8"	1/2" to 7/8" range

*\*Glen-Gery can also provide units thicker than 3/4" to allow for a ribbed back and for soaps up to 1-3/4" in thickness.*

*Extruded 1/2" thick thin brick with a dovetail back are also available.*

*Dimensional tolerance: Glen-Gery thin brick meet ASTM C1088, Grade Exterior, Type TBX. Optional ground edges are available to ensure tighter tolerances up to + 0", - 1/16" in length for the lot manufactured for the project.*



Venice High School  
Sand (R33) and Boulder Grey (R83) » Thin Brick





Alabama State University  
**Sunset Flashed (FW15)** • Thin Brick

Front cover product:  
 Gill Simpson Headquarters  
**Port Liberte (S392)** • Thin Brick

[glengery.com](http://glengery.com)



A brand of

**BRICKWORKS**  
 — BUILDING PRODUCTS —

Due to printing limitations, color and texture may vary from actual product. Final selection should always be based on an actual product sample.  
 For more information, contact your Glen-Gery representative. © 2019 Glen-Gery Corporation • 1/19/TSG/10M